



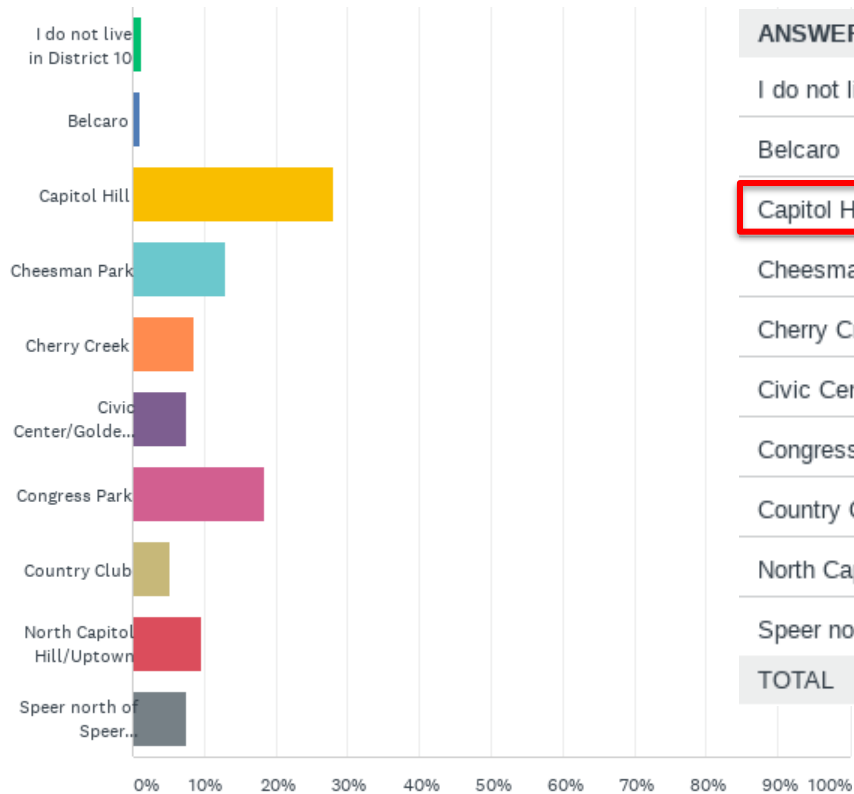
Council District 10 2021 Policy Priorities Survey

386

Total Responses

Q1: What D10 neighborhood do you live in?

Answered: 386 Skipped: 0

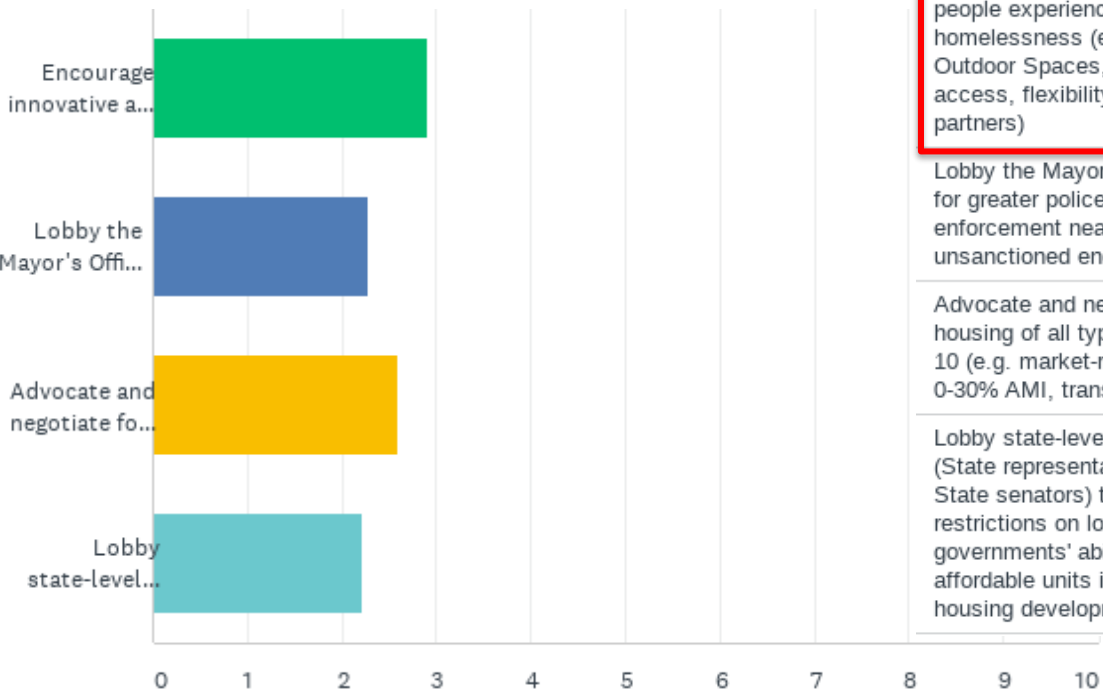


ANSWER CHOICES	RESPONSES	
I do not live in District 10	1.30%	5
Belcaro	1.04%	4
Capitol Hill	27.98%	108
Cheesman Park	12.95%	50
Cherry Creek	8.55%	33
Civic Center/Golden Triangle	7.51%	29
Congress Park	18.39%	71
Country Club	5.18%	20
North Capitol Hill/Uptown	9.59%	37
Speer north of Speer Blvd./Alamo Placita	7.51%	29
TOTAL		386

Q2: Please rank the policies/programs listed under the priority issue below to help identify where to hyper-focus my attention and energy in 2021+. (1 - highest priority, 4- lowest priority)

Priority Issue: Homelessness & unsanctioned camping (Housing)

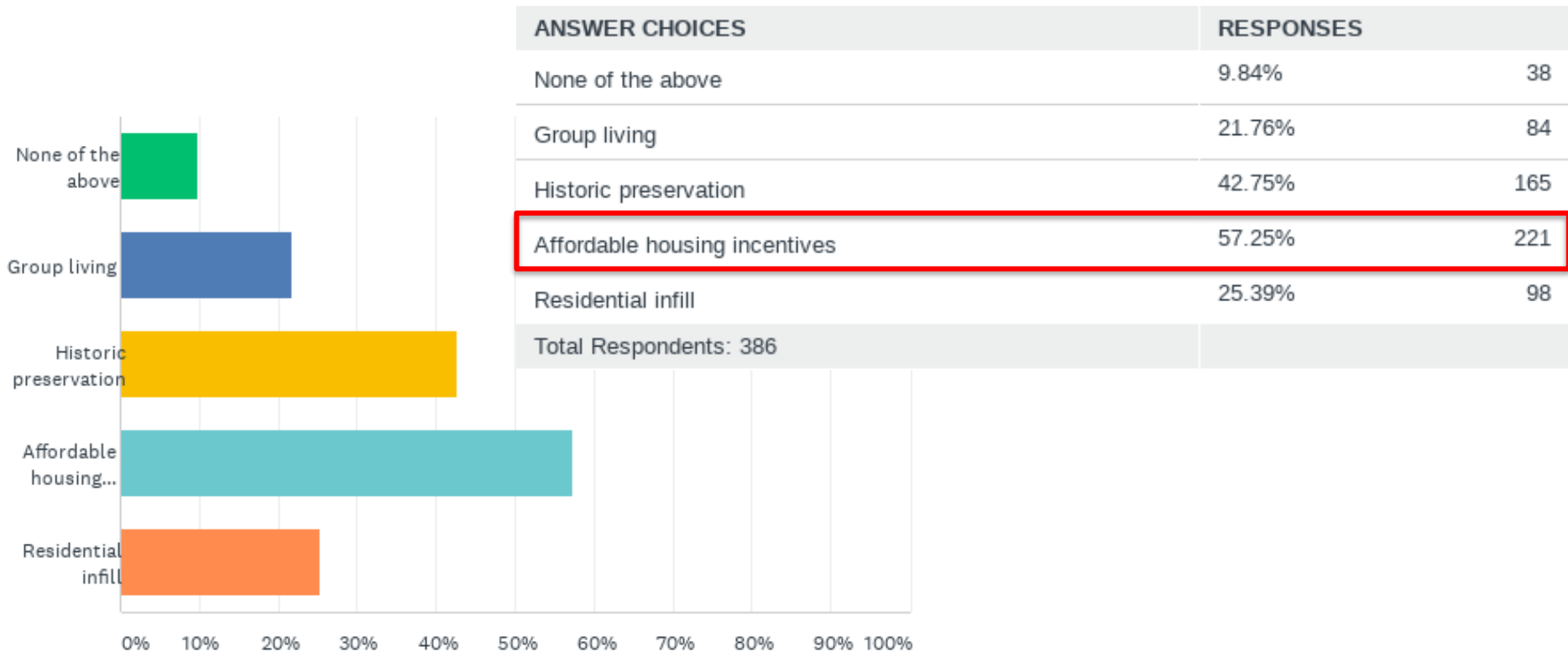
Answered: 386 Skipped: 0



	1	2	3	4	TOTAL
Encourage innovative and flexible shelter options for people experiencing homelessness (e.g. Safe Outdoor Spaces, 24/7 shelter access, flexibility for pets and partners)	35.23% 136	32.38% 125	20.21% 78	12.18% 47	386
Lobby the Mayor's Office for greater police presence and enforcement near and around unsanctioned encampments	31.87% 123	10.62% 41	11.40% 44	46.11% 178	386
Advocate and negotiate for housing of all types in District 10 (e.g. market-rate, affordable, 0-30% AMI, transitional)	23.32% 90	29.79% 115	30.57% 118	16.32% 63	386
Lobby state-level counterparts (State representatives and State senators) to loosen restrictions on local governments' ability to require affordable units in all new housing developments	9.59% 37	27.20% 105	37.82% 146	25.39% 98	386

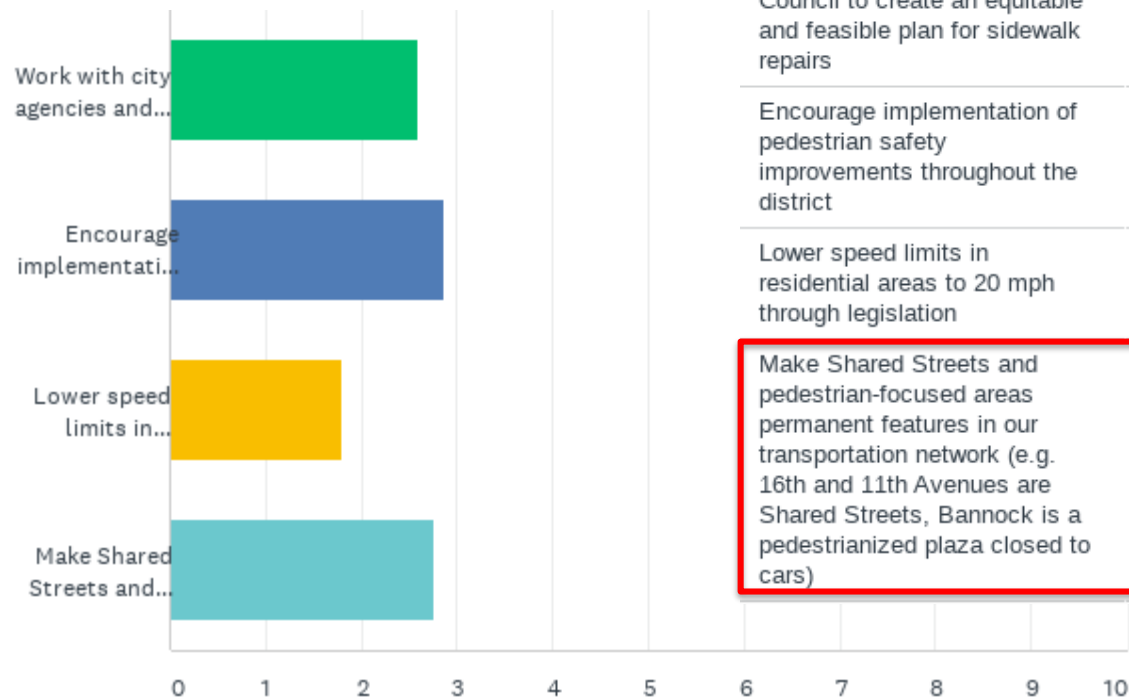
Q3: In addition to homelessness and unsanctioned encampments, what other HOUSING policies should I prioritize? (Select 2 at most).

Answered: 386 Skipped: 0



Q4: Please rank the policies/programs listed under the priority issue below to help identify where to hyper-focus my attention and energy in 2021+. (1 - highest priority, 4- lowest priority)
Priority Issue: Neighborhood traffic calming (Transportation)

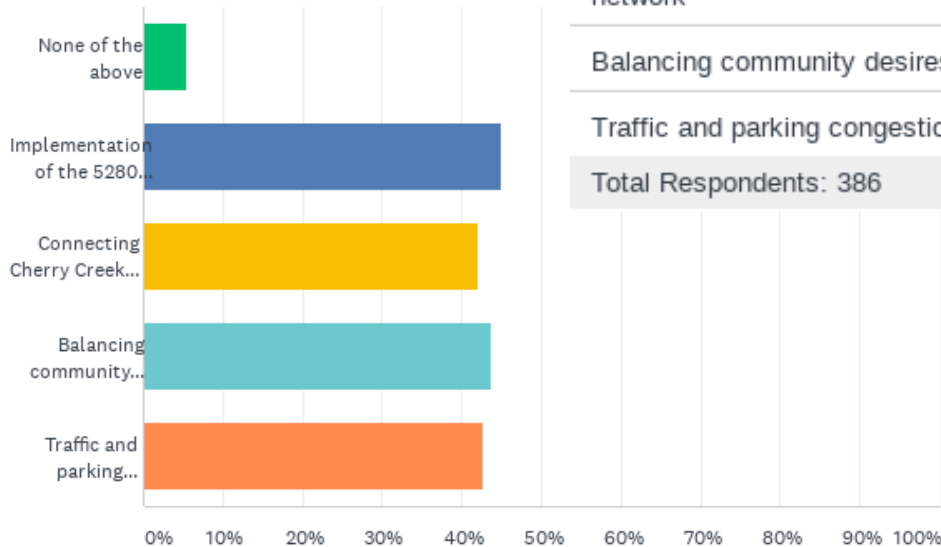
Answered: 386 Skipped: 0



	1	2	3	4	TOTAL	SCORE
Work with city agencies and Council to create an equitable and feasible plan for sidewalk repairs	25.39% 98	27.20% 105	29.27% 113	18.13% 70	386	2.60
Encourage implementation of pedestrian safety improvements throughout the district	27.72% 107	39.38% 152	23.83% 92	9.07% 35	386	2.86
Lower speed limits in residential areas to 20 mph through legislation	8.29% 32	15.03% 58	23.83% 92	52.85% 204	386	1.79
Make Shared Streets and pedestrian-focused areas permanent features in our transportation network (e.g. 16th and 11th Avenues are Shared Streets, Bannock is a pedestrianized plaza closed to cars)	38.60% 149	18.39% 71	23.06% 89	19.95% 77	386	2.76

Q5: In addition to neighborhood traffic calming, what other TRANSPORTATION policies should I prioritize? (Select 2 at most).

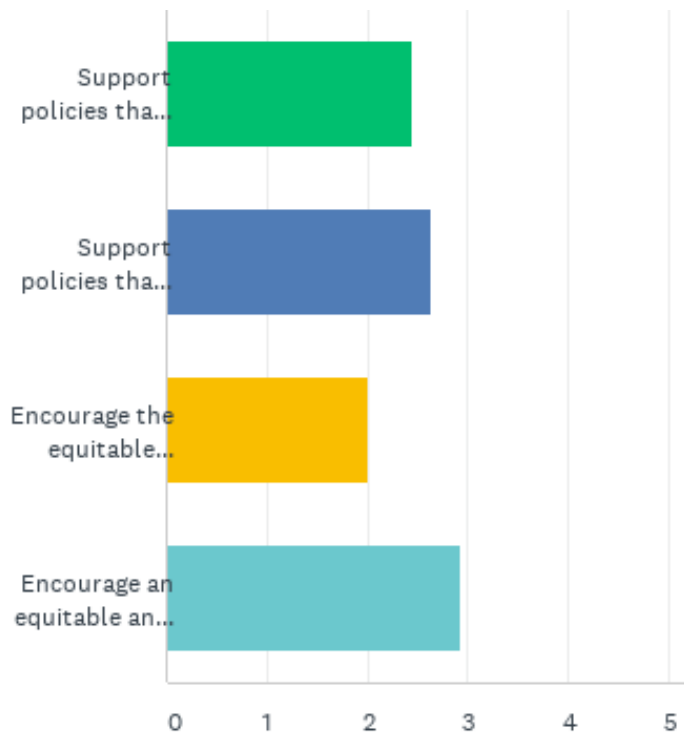
Answered: 386 Skipped: 0



ANSWER CHOICES	RESPONSES
None of the above	5.44% 21
Implementation of the 5280 Trail	45.08% 174
Connecting Cherry Creek to downtown/Capitol Hill via public transit and our bike network	41.97% 162
Balancing community desires for protected bike lanes and on-street parking	43.78% 169
Traffic and parking congestion	42.75% 165
Total Respondents: 386	

Q6: Please rank the policies/programs listed under the priority issue below to help identify where to hyper-focus my attention and energy in 2021+. (1 - highest priority, 4- lowest priority)
Priority Issue: COVID recovery & community support (Representation)

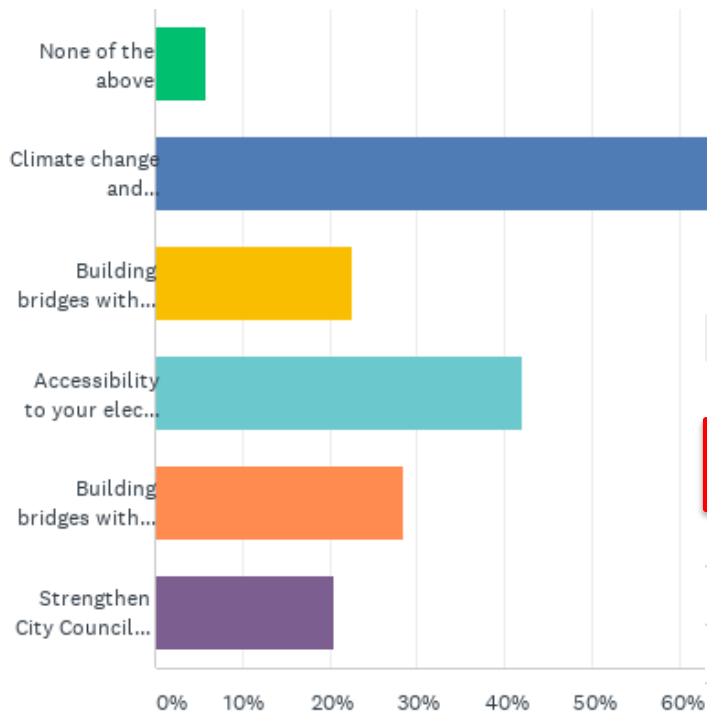
Answered: 386 Skipped: 0



	1	2	3	4	TOTAL
Support policies that provide small businesses with continued grant and assistance programs (e.g. DEDO grants, Expanded Patio Permits, PPE kits)	17.88% 69	31.87% 123	27.46% 106	22.80% 88	386
Support policies that provide individuals with direct assistance (e.g. income assistance for hotel and restaurant workers, Temporary Rental and Utility Assistance - TRUA, Temporary Assistance for Needy Families - TANF)	29.02% 112	26.68% 103	22.54% 87	21.76% 84	386
Encourage the equitable distribution of COVID support among residents and businesses	4.92% 19	24.61% 95	36.27% 140	34.20% 132	386
Encourage an equitable and efficient roll-out of the COVID-19 vaccine	48.19% 186	16.84% 65	13.73% 53	21.24% 82	386

Q7: In addition to COVID recovery & community support, what other REPRESENTATION policies should I prioritize? (Select 3 at most).

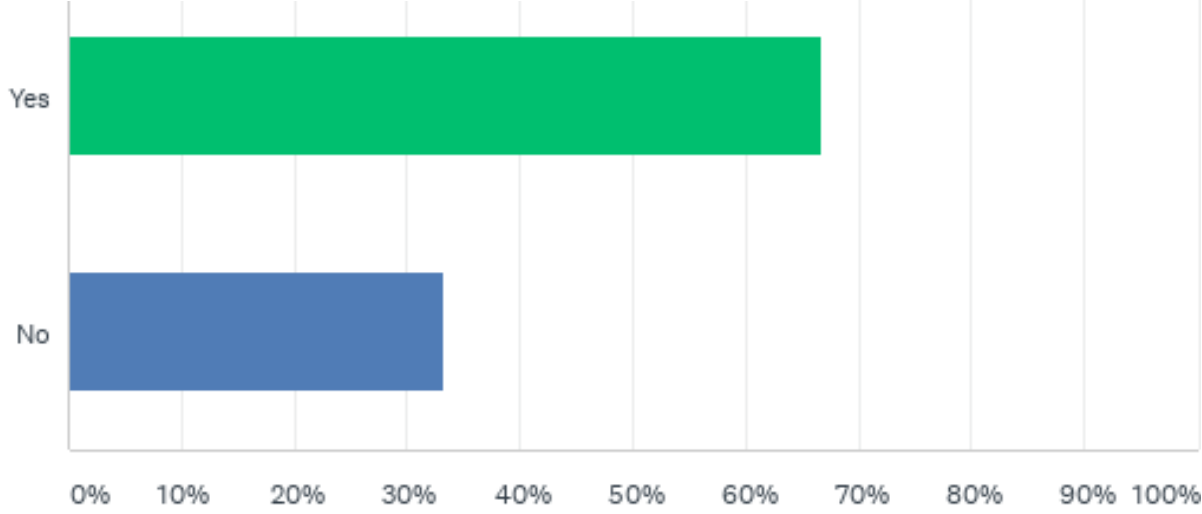
Answered: 386 Skipped: 0



ANSWER CHOICES	RESPONSES	
None of the above	5.96%	23
Climate change and environmental health (e.g. brown cloud, waste diversion rate)	70.47%	272
Building bridges with colleagues on City Council	22.54%	87
Accessibility to your elected representatives and vital information	41.97%	162
Building bridges with the Mayor's Administration	28.50%	110
Strengthen City Council's authority	20.47%	79
Total Respondents: 386		

Q8: The 6 previous questions were based on policy priority issues identified by your D10 Registered Neighborhood Organizations. The RNOs' shared priorities were: Homelessness and unsanctioned camping, Neighborhood traffic calming, and COVID recovery and community support. Are these also YOUR policy priorities?

ANSWER CHOICES	RESPONSES	
Yes	66.84%	258
No	33.16%	128
TOTAL		386



Answered: 386 Skipped: 0

Q9: Do you currently receive the District 10 monthly e-newsletter?

Answered: 386 Skipped: 0

ANSWER CHOICES	RESPONSES	
Yes	65.54%	253
No - denverperfect10.com/signup	34.46%	133
TOTAL		386

